

NOTES

EXTENT OF ROOMS H3.1  
 TIMBER FRAMING TO AREA

EX 100X25 KIMLA TIMBER DECKING

LINING (EXCEPT TO WET AREAS) TO BE FIXED IN ACCORDANCE WITH MANUFACTURERS SPECIFICATION

TOILET/BATHROOM TO BE LINED WITH OGB FRAME. RAQUINE CORNER SHEETS LONGER THAN 1500MM TO BE ORDERED FROM RAQUINE. BULK FLOORING TO WET AREA TO BE H3 15mm (L30) FLOORING

ALL INTERIOR TIMBER FRAMING TO BE H1.2 AS PER NZS 3606:2003

ALL TIMBER WALL FRAMING NOTED IN THIS DRAWING TO BE SOKAS VESTRO/MODIO GRADE. ALL MOOS TO BE S4KKS @ 400C/V VERTICALLY

LEGEND :

SWITCHED SOCKET OUTLETS  
 SOCKET OUTLET - SINGLE  
 SOCKET OUTLET - DOUBLE  
 SOCKET OUTLET - SHOWER

REFER TO NOTE 6 FOR ALL MOUNTING HEIGHTS GENERAL OUTLETS

TELEPHONE POINT  
 SERIAL OUTLET FOR  
 WALL MOUNTED LIGHT  
 RECESSED HALOGEN LIGHTS

LIGHT SWITCHES  
 ONE-WAY SWITCH  
 TWO-WAY SWITCH

REV. 01/20 BUILDING CONSENT  
 REV. 02/20 OPERATIONAL

CODE COMPLIANCE:  
 NZS 3606:2003  
 NZS 3604:1999  
 NZS 3604:1999  
 NZS 3604:1999

DRAWING STATUS:  
 BUILDING CONSENT



DRAWING TITLE:  
 ELECTRICAL LAYOUT PLAN  
 AND PLUMBING  
 SCHEMATIC

JOB TITLE:

DRAWN BY: DMO DATE: AUCT\_007  
 USER: 0006\_02 DWGNO: A1-12 REV: A  
 CAD FILE: C:\AUCT

DRAINAGE SCHEMATIC

to be read in conjunction with site plan & floor plans

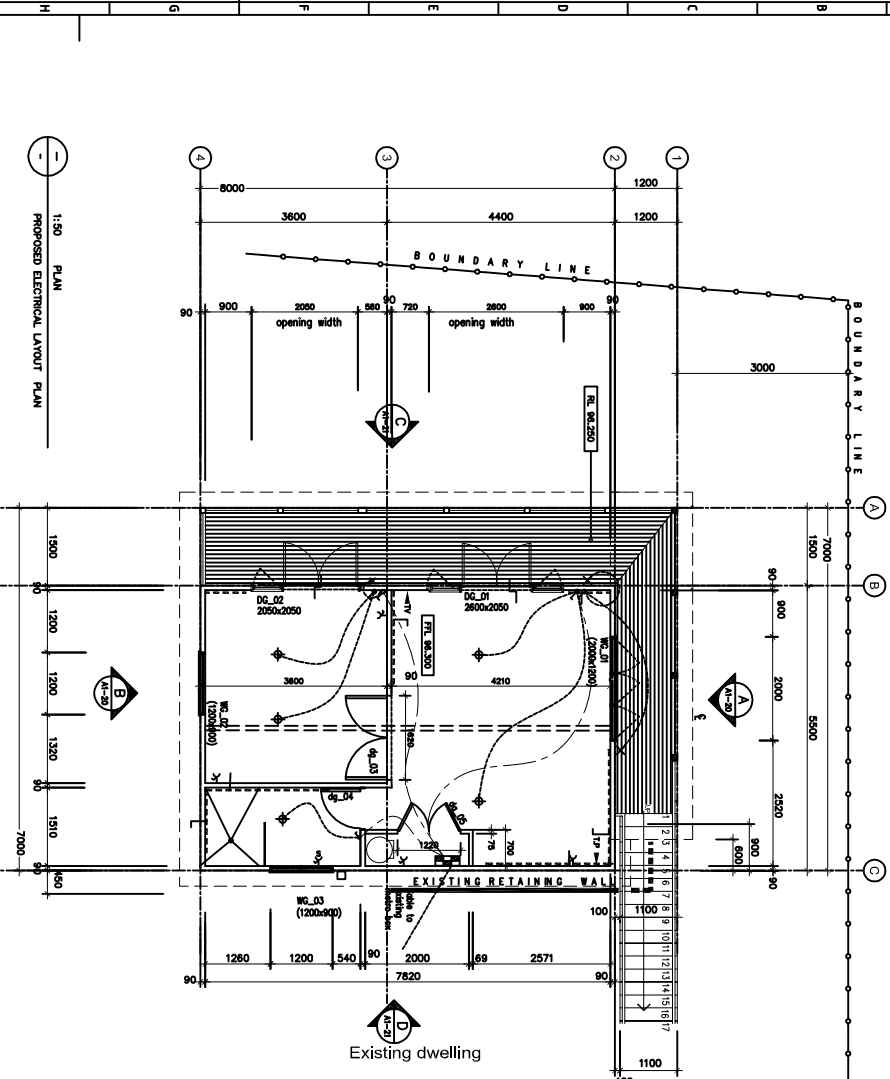
FITTING TYPE	PRE #	MIN. GRADIENT	VENT PIPE #
WC	100#	1:40	40#
BASEIN (B)	40#	1:40	40#
SHOWER	50#	1:40	40#
MAIN STACK	100#	NA	50#

BACK VENTS TO BE SAME SIZE AS ASSOCIATED WASTE PIPES UNLESS NOTED OTHERWISE

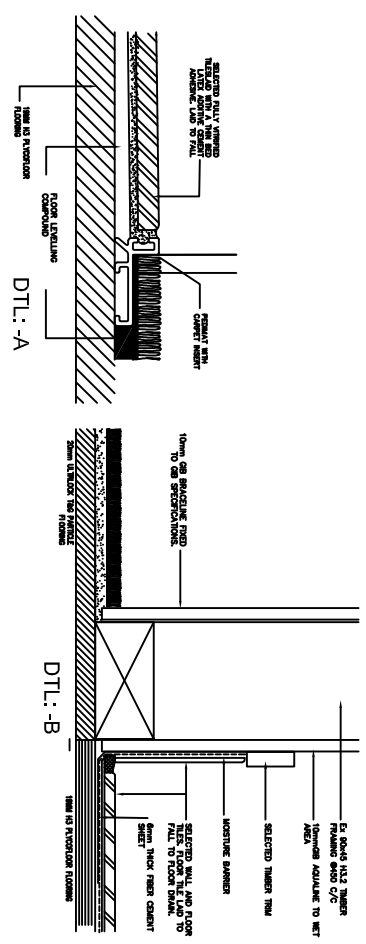
NOTES:

MINIMUM 250mm BETWEEN WATER SEAL & FLOOR FOR 45° BRANCH ENTRY INTO F.W.G

ALL PLUMBING AND DRAINAGE WORK SHALL COMPLY WITH THE NZBC AND AS 3500.

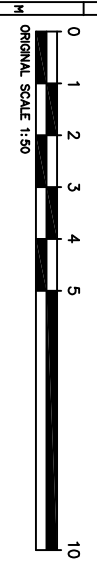


1:30 PLAN  
 PROPOSED ELECTRICAL LAYOUT PLAN

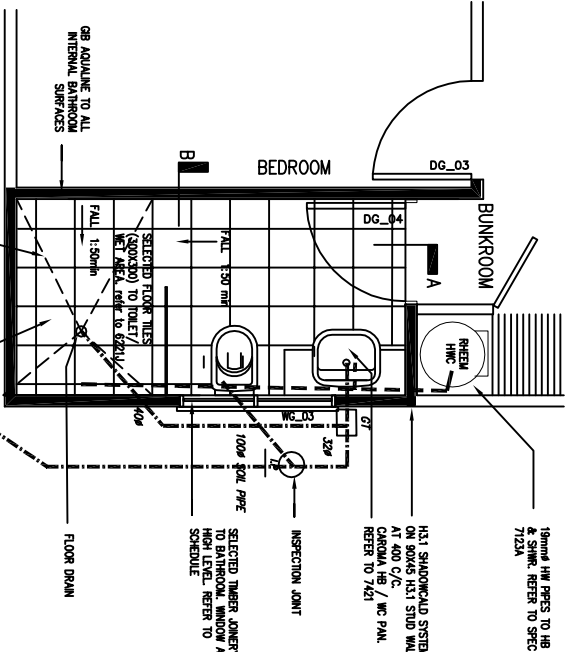


DTL: -A

DTL: -B



ORIGINAL SCALE 1:50



1:20 PLAN  
 PROPOSED BATHROOM / PLUMBING SCHEME

SELECTED TILES OVER SLATE & TILE UNDERLAY TO SHOWER. ALL SURFACES WATERPROOFED WITH MEMBRANE WATERPROOFING MEMBRANE

8 MM THICK FIBRE CEMENT SHEET TO BE ORDERED FROM RAQUINE. RAQUINE CORNER SHEETS LONGER THAN 1500MM TO BE ORDERED FROM RAQUINE. BULK FLOORING TO WET AREA TO BE H3 15mm (L30) FLOORING

SELECTED FLOOR TILES (SOKAS) TO TOILET/WET AREA. REFER TO DETAILED DRAWING FOR TILES

100# SOIL PIPE TO BATHROOM WINDOW AT SCHEDULE

INSPECTION JOINT

H3.1 SHADOWCAST SYSTEM ON SOKAS H3.1 STUD WALL AT 400 C/V / WC PAN. REFER TO A421

10mm HW PRESS TO HB & SINK. REFER TO SPEC 712A

SELECTED TIMBER FRAMING TO BATHROOM WINDOW AT SCHEDULE

EX 100X25 KIMLA TIMBER DECKING

10mm OGB BRACKLING FIXED TO OGB SPECIFICATION

CONCRETE SLAB

SELECTED FLOOR TILES OVER SLATE & TILE UNDERLAY TO SHOWER. ALL SURFACES WATERPROOFED WITH MEMBRANE WATERPROOFING MEMBRANE

8 MM THICK FIBRE CEMENT SHEET TO BE ORDERED FROM RAQUINE. RAQUINE CORNER SHEETS LONGER THAN 1500MM TO BE ORDERED FROM RAQUINE. BULK FLOORING TO WET AREA TO BE H3 15mm (L30) FLOORING

100# SOIL PIPE TO BATHROOM WINDOW AT SCHEDULE

INSPECTION JOINT

H3.1 SHADOWCAST SYSTEM ON SOKAS H3.1 STUD WALL AT 400 C/V / WC PAN. REFER TO A421

10mm HW PRESS TO HB & SINK. REFER TO SPEC 712A

SELECTED TIMBER FRAMING TO BATHROOM WINDOW AT SCHEDULE

EX 100X25 KIMLA TIMBER DECKING

10mm OGB BRACKLING FIXED TO OGB SPECIFICATION

CONCRETE SLAB

SELECTED FLOOR TILES OVER SLATE & TILE UNDERLAY TO SHOWER. ALL SURFACES WATERPROOFED WITH MEMBRANE WATERPROOFING MEMBRANE

8 MM THICK FIBRE CEMENT SHEET TO BE ORDERED FROM RAQUINE. RAQUINE CORNER SHEETS LONGER THAN 1500MM TO BE ORDERED FROM RAQUINE. BULK FLOORING TO WET AREA TO BE H3 15mm (L30) FLOORING

100# SOIL PIPE TO BATHROOM WINDOW AT SCHEDULE

INSPECTION JOINT

H3.1 SHADOWCAST SYSTEM ON SOKAS H3.1 STUD WALL AT 400 C/V / WC PAN. REFER TO A421

10mm HW PRESS TO HB & SINK. REFER TO SPEC 712A

SELECTED TIMBER FRAMING TO BATHROOM WINDOW AT SCHEDULE

EX 100X25 KIMLA TIMBER DECKING

10mm OGB BRACKLING FIXED TO OGB SPECIFICATION

CONCRETE SLAB

SELECTED FLOOR TILES OVER SLATE & TILE UNDERLAY TO SHOWER. ALL SURFACES WATERPROOFED WITH MEMBRANE WATERPROOFING MEMBRANE

8 MM THICK FIBRE CEMENT SHEET TO BE ORDERED FROM RAQUINE. RAQUINE CORNER SHEETS LONGER THAN 1500MM TO BE ORDERED FROM RAQUINE. BULK FLOORING TO WET AREA TO BE H3 15mm (L30) FLOORING

100# SOIL PIPE TO BATHROOM WINDOW AT SCHEDULE

INSPECTION JOINT

H3.1 SHADOWCAST SYSTEM ON SOKAS H3.1 STUD WALL AT 400 C/V / WC PAN. REFER TO A421

10mm HW PRESS TO HB & SINK. REFER TO SPEC 712A

SELECTED TIMBER FRAMING TO BATHROOM WINDOW AT SCHEDULE

EX 100X25 KIMLA TIMBER DECKING

10mm OGB BRACKLING FIXED TO OGB SPECIFICATION

CONCRETE SLAB

SELECTED FLOOR TILES OVER SLATE & TILE UNDERLAY TO SHOWER. ALL SURFACES WATERPROOFED WITH MEMBRANE WATERPROOFING MEMBRANE

8 MM THICK FIBRE CEMENT SHEET TO BE ORDERED FROM RAQUINE. RAQUINE CORNER SHEETS LONGER THAN 1500MM TO BE ORDERED FROM RAQUINE. BULK FLOORING TO WET AREA TO BE H3 15mm (L30) FLOORING

100# SOIL PIPE TO BATHROOM WINDOW AT SCHEDULE

INSPECTION JOINT

H3.1 SHADOWCAST SYSTEM ON SOKAS H3.1 STUD WALL AT 400 C/V / WC PAN. REFER TO A421

10mm HW PRESS TO HB & SINK. REFER TO SPEC 712A

SELECTED TIMBER FRAMING TO BATHROOM WINDOW AT SCHEDULE

EX 100X25 KIMLA TIMBER DECKING

10mm OGB BRACKLING FIXED TO OGB SPECIFICATION

CONCRETE SLAB

SELECTED FLOOR TILES OVER SLATE & TILE UNDERLAY TO SHOWER. ALL SURFACES WATERPROOFED WITH MEMBRANE WATERPROOFING MEMBRANE

8 MM THICK FIBRE CEMENT SHEET TO BE ORDERED FROM RAQUINE. RAQUINE CORNER SHEETS LONGER THAN 1500MM TO BE ORDERED FROM RAQUINE. BULK FLOORING TO WET AREA TO BE H3 15mm (L30) FLOORING

100# SOIL PIPE TO BATHROOM WINDOW AT SCHEDULE

INSPECTION JOINT

H3.1 SHADOWCAST SYSTEM ON SOKAS H3.1 STUD WALL AT 400 C/V / WC PAN. REFER TO A421

10mm HW PRESS TO HB & SINK. REFER TO SPEC 712A

SELECTED TIMBER FRAMING TO BATHROOM WINDOW AT SCHEDULE

EX 100X25 KIMLA TIMBER DECKING

10mm OGB BRACKLING FIXED TO OGB SPECIFICATION

CONCRETE SLAB

SELECTED FLOOR TILES OVER SLATE & TILE UNDERLAY TO SHOWER. ALL SURFACES WATERPROOFED WITH MEMBRANE WATERPROOFING MEMBRANE

8 MM THICK FIBRE CEMENT SHEET TO BE ORDERED FROM RAQUINE. RAQUINE CORNER SHEETS LONGER THAN 1500MM TO BE ORDERED FROM RAQUINE. BULK FLOORING TO WET AREA TO BE H3 15mm (L30) FLOORING

100# SOIL PIPE TO BATHROOM WINDOW AT SCHEDULE

INSPECTION JOINT

H3.1 SHADOWCAST SYSTEM ON SOKAS H3.1 STUD WALL AT 400 C/V / WC PAN. REFER TO A421

10mm HW PRESS TO HB & SINK. REFER TO SPEC 712A

SELECTED TIMBER FRAMING TO BATHROOM WINDOW AT SCHEDULE

EX 100X25 KIMLA TIMBER DECKING

10mm OGB BRACKLING FIXED TO OGB SPECIFICATION

CONCRETE SLAB

SELECTED FLOOR TILES OVER SLATE & TILE UNDERLAY TO SHOWER. ALL SURFACES WATERPROOFED WITH MEMBRANE WATERPROOFING MEMBRANE

8 MM THICK FIBRE CEMENT SHEET TO BE ORDERED FROM RAQUINE. RAQUINE CORNER SHEETS LONGER THAN 1500MM TO BE ORDERED FROM RAQUINE. BULK FLOORING TO WET AREA TO BE H3 15mm (L30) FLOORING

100# SOIL PIPE TO BATHROOM WINDOW AT SCHEDULE

INSPECTION JOINT

H3.1 SHADOWCAST SYSTEM ON SOKAS H3.1 STUD WALL AT 400 C/V / WC PAN. REFER TO A421

10mm HW PRESS TO HB & SINK. REFER TO SPEC 712A

SELECTED TIMBER FRAMING TO BATHROOM WINDOW AT SCHEDULE

EX 100X25 KIMLA TIMBER DECKING

10mm OGB BRACKLING FIXED TO OGB SPECIFICATION

CONCRETE SLAB

SELECTED FLOOR TILES OVER SLATE & TILE UNDERLAY TO SHOWER. ALL SURFACES WATERPROOFED WITH MEMBRANE WATERPROOFING MEMBRANE

8 MM THICK FIBRE CEMENT SHEET TO BE ORDERED FROM RAQUINE. RAQUINE CORNER SHEETS LONGER THAN 1500MM TO BE ORDERED FROM RAQUINE. BULK FLOORING TO WET AREA TO BE H3 15mm (L30) FLOORING

100# SOIL PIPE TO BATHROOM WINDOW AT SCHEDULE

INSPECTION JOINT

H3.1 SHADOWCAST SYSTEM ON SOKAS H3.1 STUD WALL AT 400 C/V / WC PAN. REFER TO A421

10mm HW PRESS TO HB & SINK. REFER TO SPEC 712A

SELECTED TIMBER FRAMING TO BATHROOM WINDOW AT SCHEDULE

EX 100X25 KIMLA TIMBER DECKING

10mm OGB BRACKLING FIXED TO OGB SPECIFICATION

CONCRETE SLAB

SELECTED FLOOR TILES OVER SLATE & TILE UNDERLAY TO SHOWER. ALL SURFACES WATERPROOFED WITH MEMBRANE WATERPROOFING MEMBRANE

8 MM THICK FIBRE CEMENT SHEET TO BE ORDERED FROM RAQUINE. RAQUINE CORNER SHEETS LONGER THAN 1500MM TO BE ORDERED FROM RAQUINE. BULK FLOORING TO WET AREA TO BE H3 15mm (L30) FLOORING

100# SOIL PIPE TO BATHROOM WINDOW AT SCHEDULE

INSPECTION JOINT

H3.1 SHADOWCAST SYSTEM ON SOKAS H3.1 STUD WALL AT 400 C/V / WC PAN. REFER TO A421

10mm HW PRESS TO HB & SINK. REFER TO SPEC 712A

SELECTED TIMBER FRAMING TO BATHROOM WINDOW AT SCHEDULE

EX 100X25 KIMLA TIMBER DECKING

10mm OGB BRACKLING FIXED TO OGB SPECIFICATION

CONCRETE SLAB

SELECTED FLOOR TILES OVER SLATE & TILE UNDERLAY TO SHOWER. ALL SURFACES WATERPROOFED WITH MEMBRANE WATERPROOFING MEMBRANE

8 MM THICK FIBRE CEMENT SHEET TO BE ORDERED FROM RAQUINE. RAQUINE CORNER SHEETS LONGER THAN 1500MM TO BE ORDERED FROM RAQUINE. BULK FLOORING TO WET AREA TO BE H3 15mm (L30) FLOORING

100# SOIL PIPE TO BATHROOM WINDOW AT SCHEDULE

INSPECTION JOINT

H3.1 SHADOWCAST SYSTEM ON SOKAS H3.1 STUD WALL AT 400 C/V / WC PAN. REFER TO A421

10mm HW PRESS TO HB & SINK. REFER TO SPEC 712A

SELECTED TIMBER FRAMING TO BATHROOM WINDOW AT SCHEDULE

EX 100X25 KIMLA TIMBER DECKING

10mm OGB BRACKLING FIXED TO OGB SPECIFICATION

CONCRETE SLAB

SELECTED FLOOR TILES OVER SLATE & TILE UNDERLAY TO SHOWER. ALL SURFACES WATERPROOFED WITH MEMBRANE WATERPROOFING MEMBRANE

8 MM THICK FIBRE CEMENT SHEET TO BE ORDERED FROM RAQUINE. RAQUINE CORNER SHEETS LONGER THAN 1500MM TO BE ORDERED FROM RAQUINE. BULK FLOORING TO WET AREA TO BE H3 15mm (L30) FLOORING

100# SOIL PIPE TO BATHROOM WINDOW AT SCHEDULE

INSPECTION JOINT

H3.1 SHADOWCAST SYSTEM ON SOKAS H3.1 STUD WALL AT 400 C/V / WC PAN. REFER TO A421

10mm HW PRESS TO HB & SINK. REFER TO SPEC 712A

SELECTED TIMBER FRAMING TO BATHROOM WINDOW AT SCHEDULE

EX 100X25 KIMLA TIMBER DECKING

10mm OGB BRACKLING FIXED TO OGB SPECIFICATION

CONCRETE SLAB

SELECTED FLOOR TILES OVER SLATE & TILE UNDERLAY TO SHOWER. ALL SURFACES WATERPROOFED WITH MEMBRANE WATERPROOFING MEMBRANE

8 MM THICK FIBRE CEMENT SHEET TO BE ORDERED FROM RAQUINE. RAQUINE CORNER SHEETS LONGER THAN 1500MM TO BE ORDERED FROM RAQUINE. BULK FLOORING TO WET AREA TO BE H3 15mm (L30) FLOORING

100# SOIL PIPE TO BATHROOM WINDOW AT SCHEDULE

INSPECTION JOINT

H3.1 SHADOWCAST SYSTEM ON SOKAS H3.1 STUD WALL AT 400 C/V / WC PAN. REFER TO A421

10mm HW PRESS TO HB & SINK. REFER TO SPEC 712A

SELECTED TIMBER FRAMING TO BATHROOM WINDOW AT SCHEDULE

EX 100X25 KIMLA TIMBER DECKING

10mm OGB BRACKLING FIXED TO OGB SPECIFICATION

CONCRETE SLAB

SELECTED FLOOR TILES OVER SLATE & TILE UNDERLAY TO SHOWER. ALL SURFACES WATERPROOFED WITH MEMBRANE WATERPROOFING MEMBRANE

8 MM THICK FIBRE CEMENT SHEET TO BE ORDERED FROM RAQUINE. RAQUINE CORNER SHEETS LONGER THAN 1500MM TO BE ORDERED FROM RAQUINE. BULK FLOORING TO WET AREA TO BE H3 15mm (L30) FLOORING

100# SOIL PIPE TO BATHROOM WINDOW AT SCHEDULE

INSPECTION JOINT

H3.1 SHADOWCAST SYSTEM ON SOKAS H3.1 STUD WALL AT 400 C/V / WC PAN. REFER TO A421

10mm HW PRESS TO HB & SINK. REFER TO SPEC 712A

SELECTED TIMBER FRAMING TO BATHROOM WINDOW AT SCHEDULE

EX 100X25 KIMLA TIMBER DECKING

10mm OGB BRACKLING FIXED TO OGB SPECIFICATION

CONCRETE SLAB

SELECTED FLOOR TILES OVER SLATE & TILE UNDERLAY TO SHOWER. ALL SURFACES WATERPROOFED WITH MEMBRANE WATERPROOFING MEMBRANE

8 MM THICK FIBRE CEMENT SHEET TO BE ORDERED FROM RAQUINE. RAQUINE CORNER SHEETS LONGER THAN 1500MM TO BE ORDERED FROM RAQUINE. BULK FLOORING TO WET AREA TO BE H3 15mm (L30) FLOORING

100# SOIL PIPE TO BATHROOM WINDOW AT SCHEDULE

INSPECTION JOINT

H3.1 SHADOWCAST SYSTEM ON SOKAS H3.1 STUD WALL AT 400 C/V / WC PAN. REFER TO A421

10mm HW PRESS TO HB & SINK. REFER TO SPEC 712A

SELECTED TIMBER FRAMING TO BATHROOM WINDOW AT SCHEDULE

EX 100X25 KIMLA TIMBER DECKING

10mm OGB BRACKLING FIXED TO OGB SPECIFICATION

CONCRETE SLAB

SELECTED FLOOR TILES OVER SLATE & TILE UNDERLAY TO SHOWER. ALL SURFACES WATERPROOFED WITH MEMBRANE WATERPROOFING MEMBRANE

8 MM THICK FIBRE CEMENT SHEET TO BE ORDERED FROM RAQUINE. RAQUINE CORNER SHEETS LONGER THAN 1500MM TO BE ORDERED FROM RAQUINE. BULK FLOORING TO WET AREA TO BE H3 15mm (L30) FLOORING

100# SOIL PIPE TO BATHROOM WINDOW AT SCHEDULE

INSPECTION JOINT

H3.1 SHADOWCAST SYSTEM ON SOKAS H3.1 STUD WALL AT 400 C/V / WC PAN. REFER TO A421

10mm HW PRESS TO HB & SINK. REFER TO SPEC 712A

SELECTED TIMBER FRAMING TO BATHROOM WINDOW AT SCHEDULE

EX 100X25 KIMLA TIMBER DECKING

10mm OGB BRACKLING FIXED TO OGB SPECIFICATION

CONCRETE SLAB

SELECTED FLOOR TILES OVER SLATE & TILE UNDERLAY TO SHOWER. ALL SURFACES WATERPROOFED WITH MEMBRANE WATERPROOFING MEMBRANE

8 MM THICK FIBRE CEMENT SHEET TO BE ORDERED FROM RAQUINE. RAQUINE CORNER SHEETS LONGER THAN 1500MM TO BE ORDERED FROM RAQUINE. BULK FLOORING TO WET AREA TO BE H3 15mm (L30) FLOORING

100# SOIL PIPE TO BATHROOM WINDOW AT SCHEDULE

INSPECTION JOINT

H3.1 SHADOWCAST SYSTEM ON SOKAS H3.1 STUD WALL AT 400 C/V / WC PAN. REFER TO A421

10mm HW PRESS TO HB & SINK. REFER TO SPEC 712A

SELECTED TIMBER FRAMING TO BATHROOM WINDOW AT SCHEDULE

EX 100X25 KIMLA TIMBER DECKING

10mm OGB BRACKLING FIXED TO OGB SPECIFICATION

CONCRETE SLAB

SELECTED FLOOR TILES OVER SLATE & TILE UNDERLAY TO SHOWER. ALL SURFACES WATERPROOFED WITH MEMBRANE WATERPROOFING MEMBRANE

8 MM THICK FIBRE CEMENT SHEET TO BE ORDERED FROM RAQUINE. RAQUINE CORNER SHEETS LONGER THAN 1500MM TO BE ORDERED FROM RAQUINE. BULK FLOORING TO WET AREA TO BE H3 15mm (L30) FLOORING